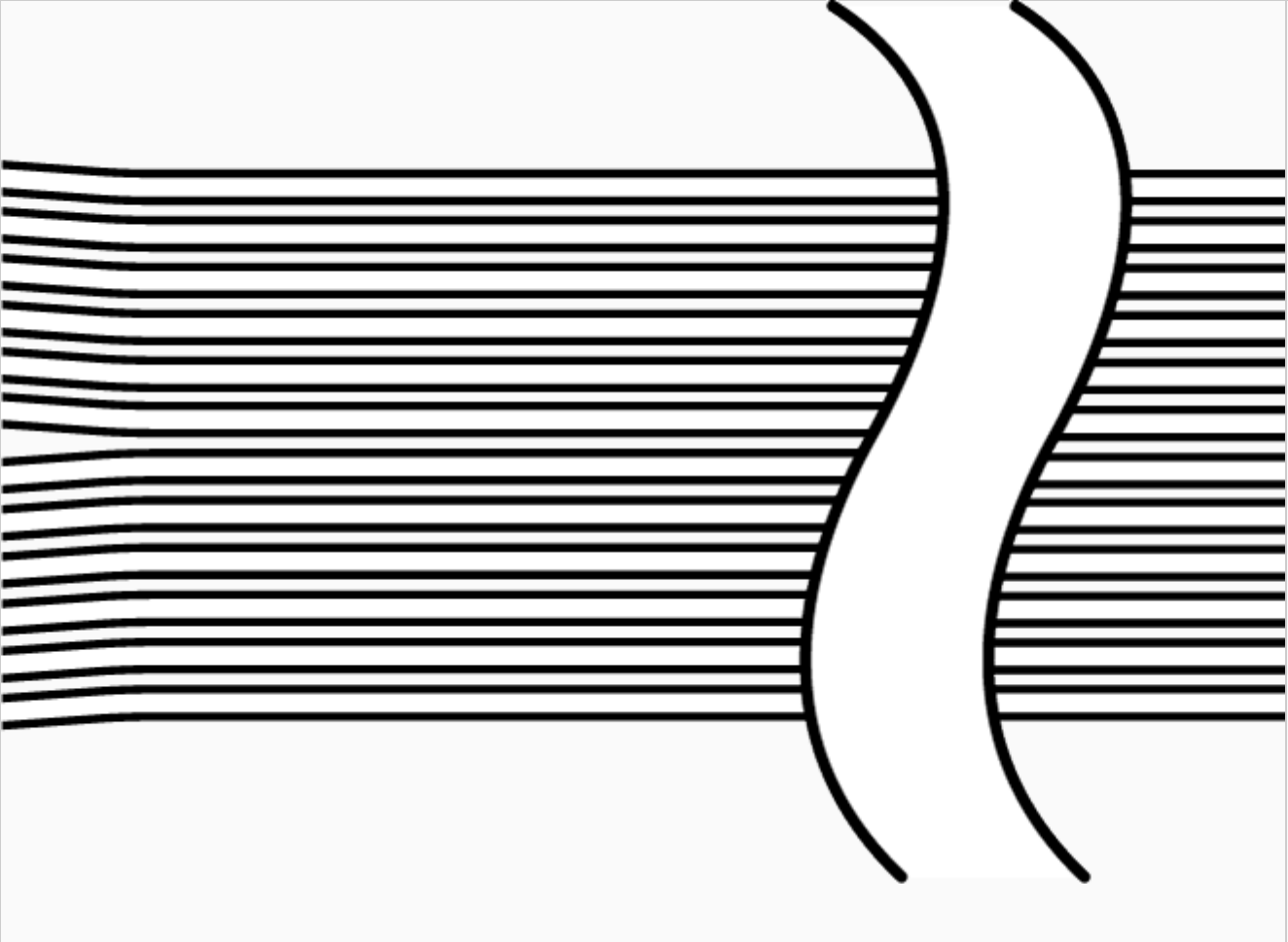
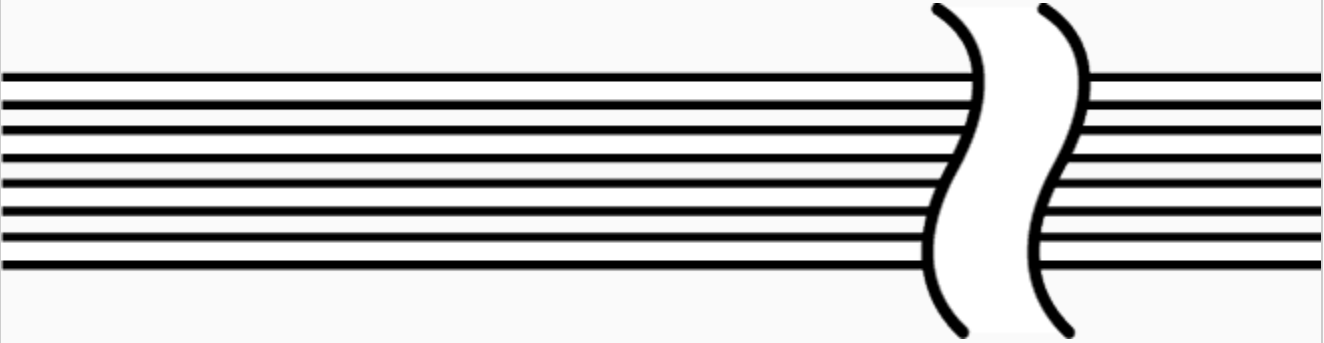
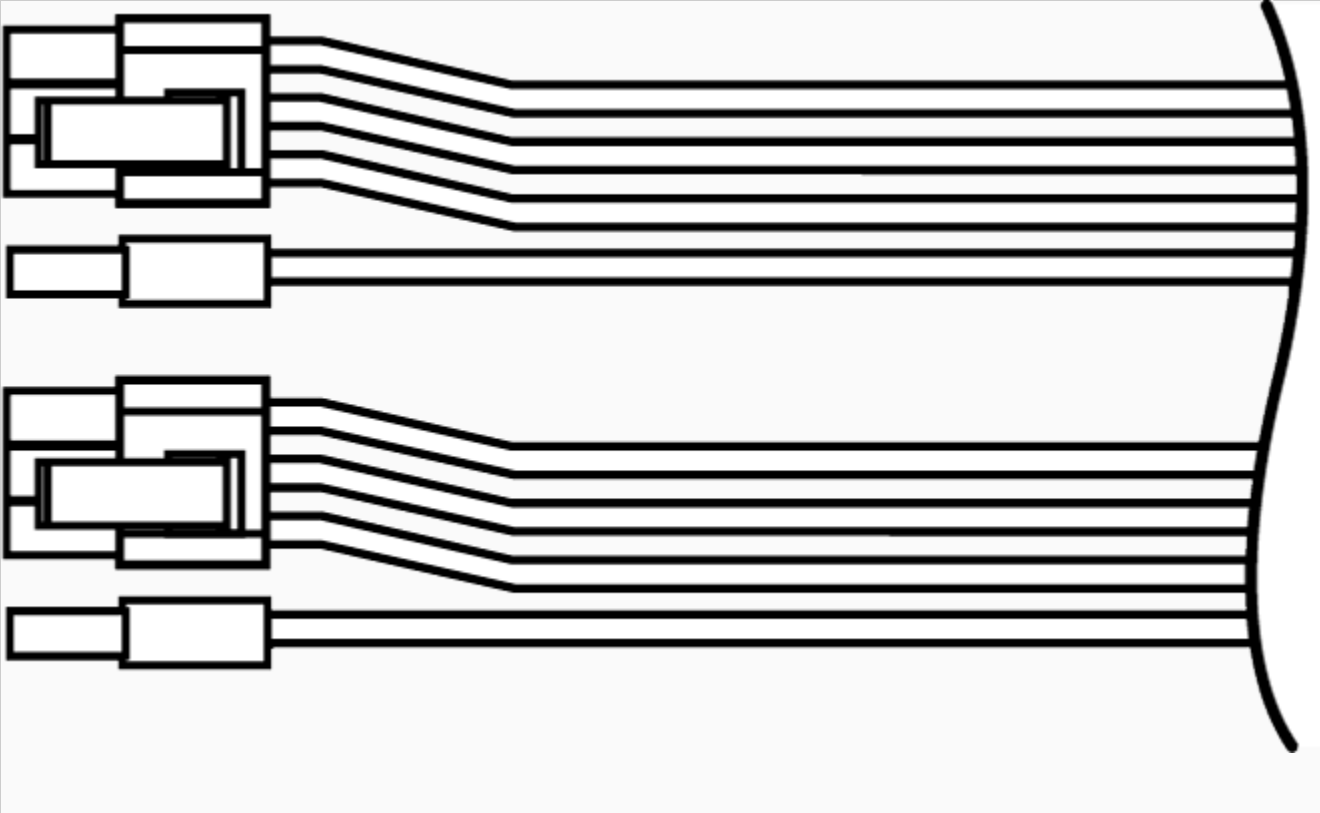


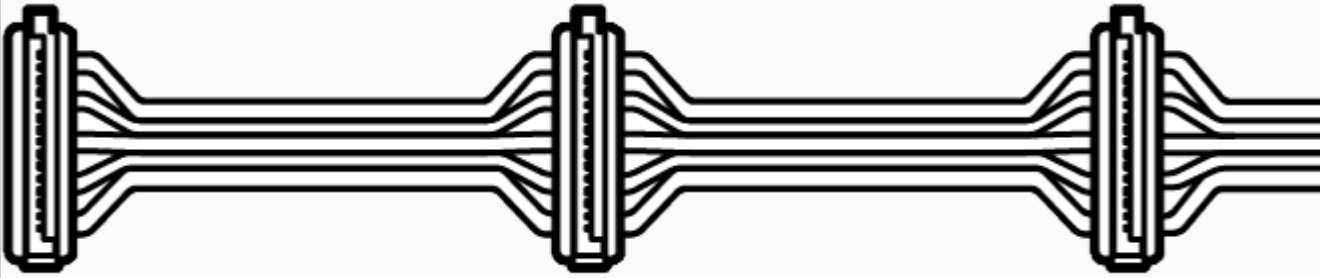
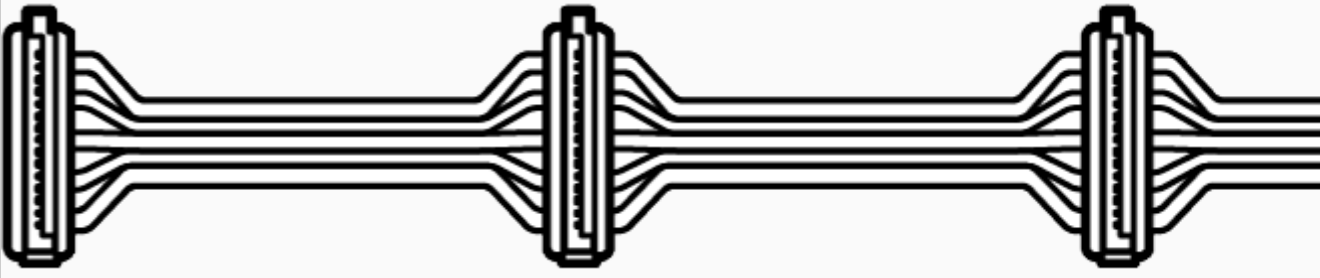
RM850 DC CABLE LISTING


QTY	Cable	Connectors per cable	Total connectors	Connector Spacing	Total length	Cable Type	Cap
1	ATX Cable 24-pin (24)	1	1	-	610m (± 10mm)	Sleeved	No

QTY	Cable	Connectors per cable	Total connectors	Connector Spacing	Total length	Cable Type	Cap
							

QTY	Cable	Connectors per cable	Total connectors	Connector Spacing	Total length	Cable Type	Cap
3	<p data-bbox="699 467 1077 500">EPS/ATX12V Cable 8 pin (4+4)</p> 	1	3	-	650m (± 10mm)	Sleeved	No
2	<p data-bbox="751 1011 1024 1044">PCIe Cable 8 Pin (6+2)</p>	2	4	600mm, 150mm	750m (± 10mm)	Sleeved	No

QTY	Cable	Connectors per cable	Total connectors	Connector Spacing	Total length	Cable Type	Cap
							

QTY	Cable	Connectors per cable	Total connectors	Connector Spacing	Total length	Cable Type	Cap
2	<p data-bbox="667 467 1108 500">SATA Cable (3 SATA - Right Angle)</p> 	3	6	520mm, 115mm, 115mm	750mm (± 10mm)	Flat	No
2	<p data-bbox="667 971 1108 1003">SATA Cable (4 SATA - Right Angle)</p> 	4	8	505mm, 115mm, 115mm, 115mm	850mm (± 10mm)	Flat	No

QTY	Cable	Connectors per cable	Total connectors	Connector Spacing	Total length	Cable Type	Cap
1	<p data-bbox="751 467 1024 500">PATA CABLE (4-PIN)</p> 	4	4	450mm, 100mm, 100mm, 100mm	750mm (± 10mm)	Flat	No